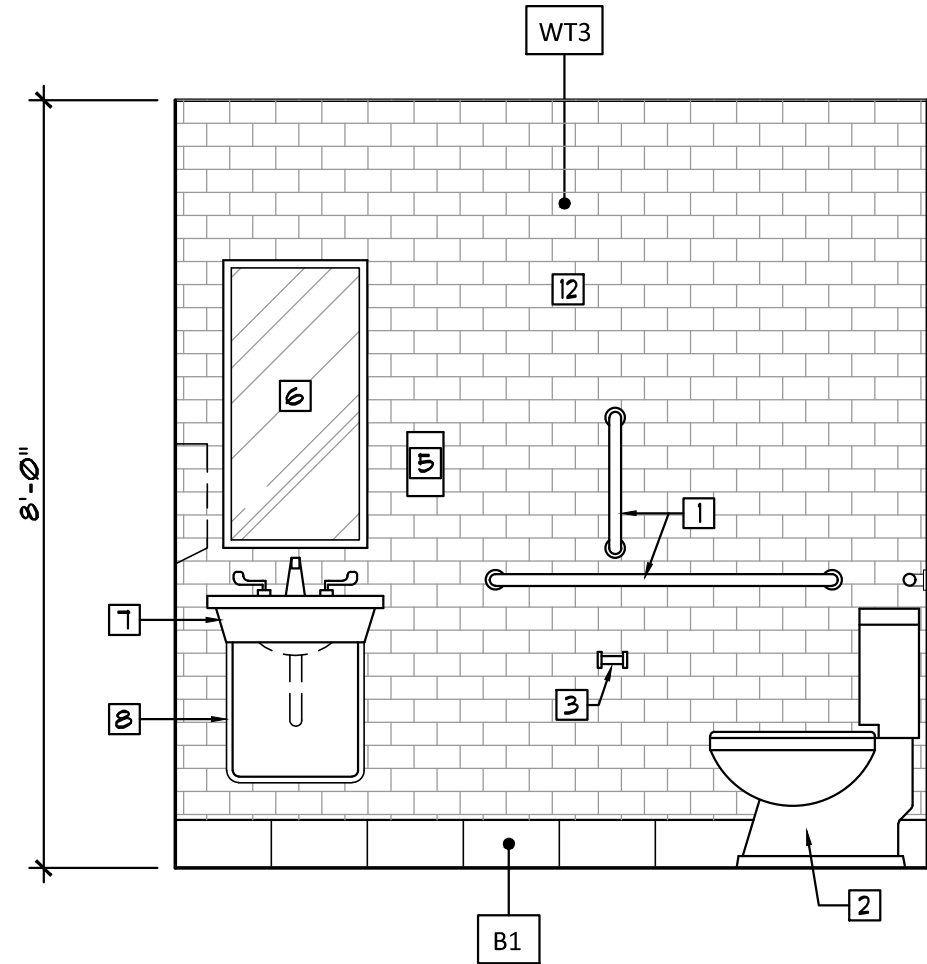
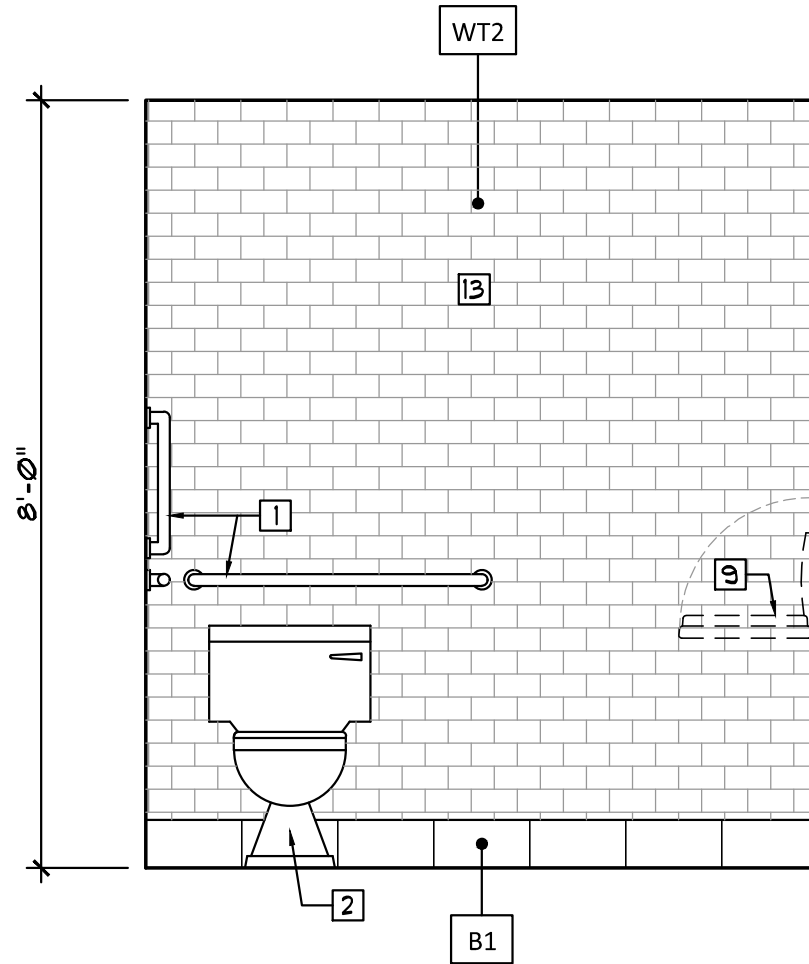


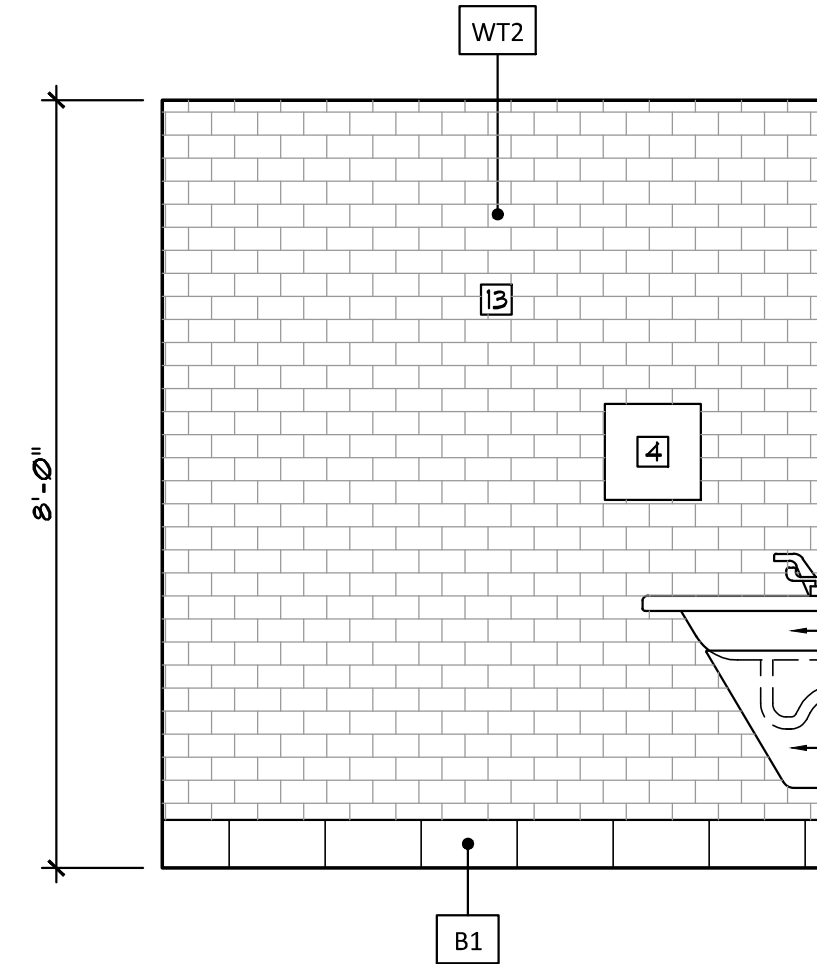
A
A105
Plan Detail
Scale: 1/2"=1'-0"



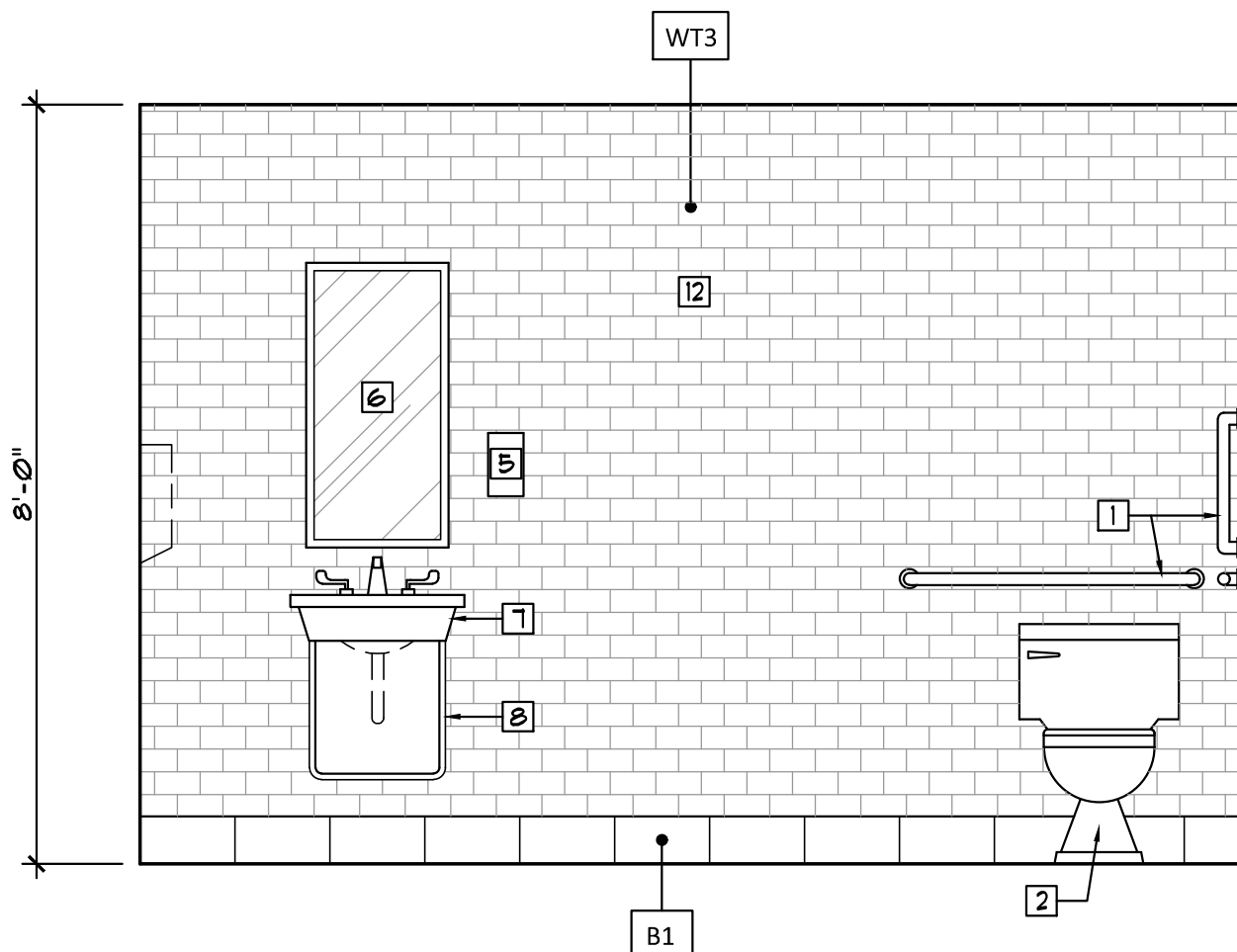
B
A105
Interior Elev.
Scale: 1/2"=1'-0"



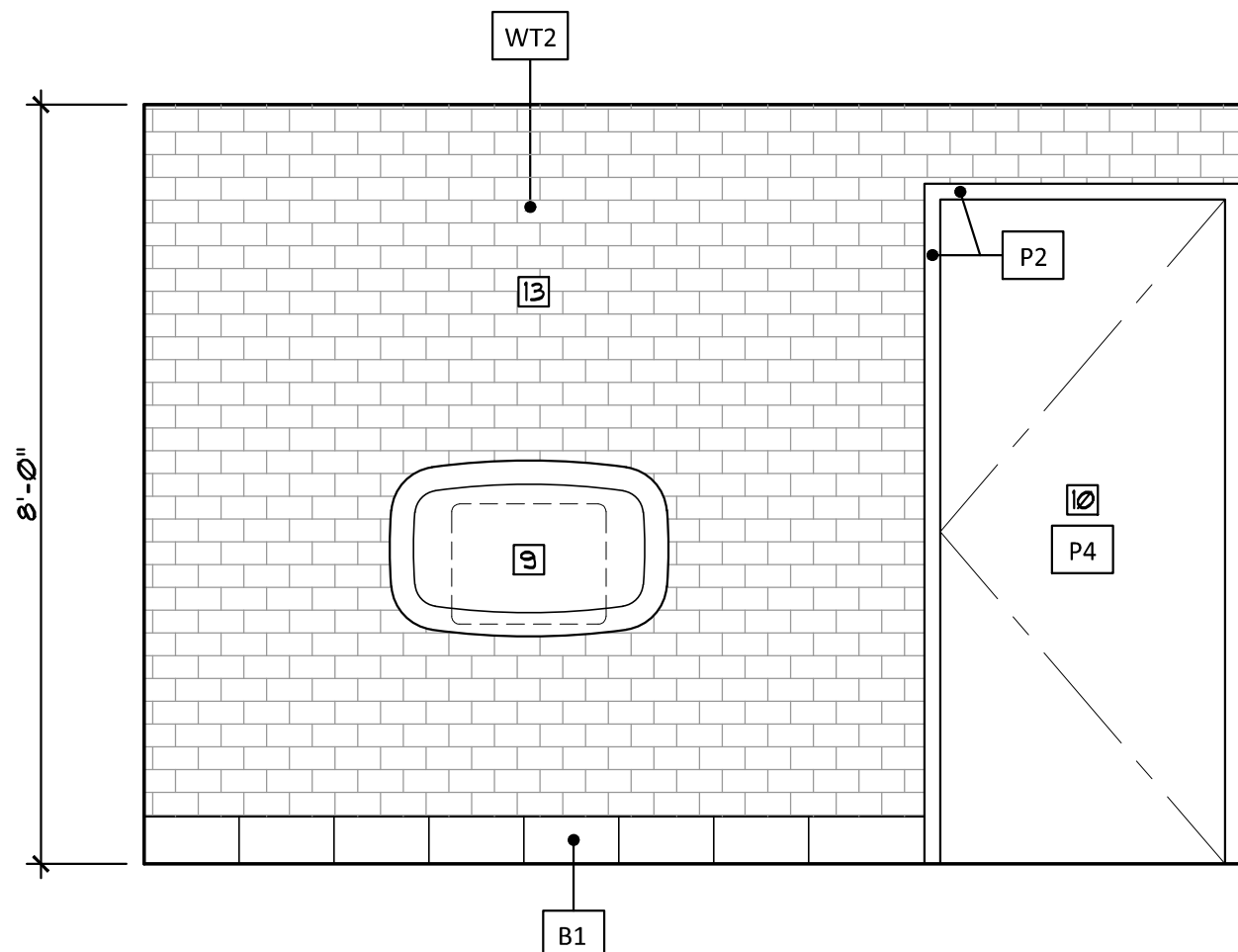
C
A105
Interior Elev.
Scale: 1/2"=1'-0"



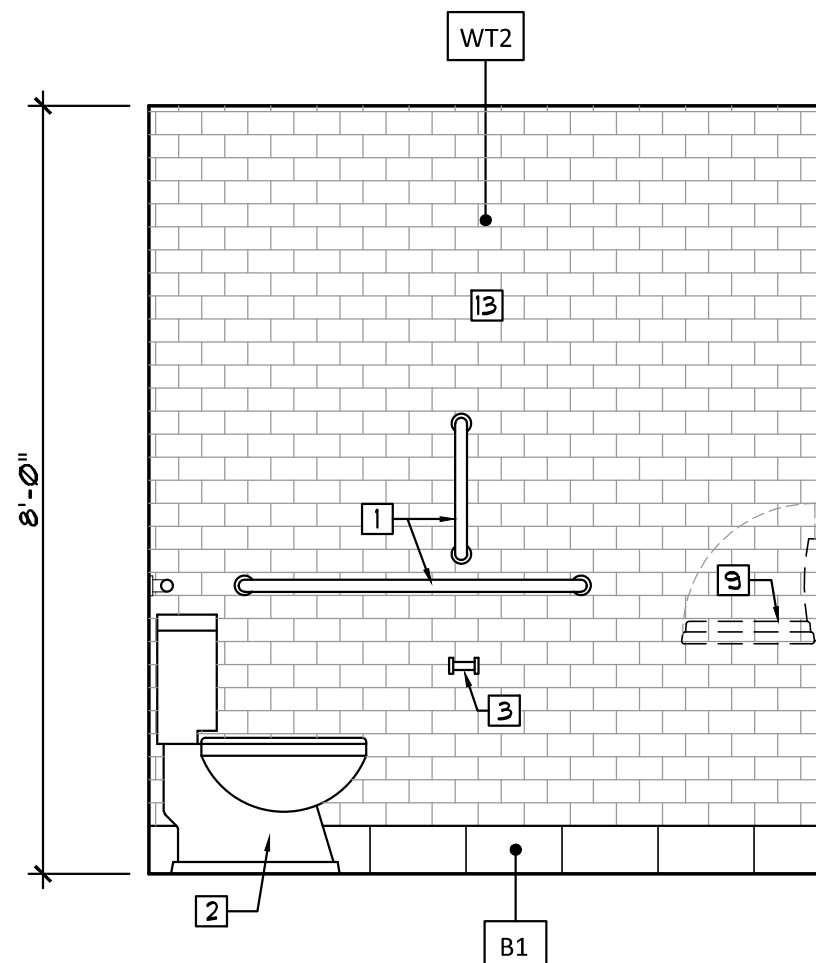
D
A105
Interior Elev.
Scale: 1/2"=1'-0"



E
A105
Interior Elevation
Scale: 1/2"=1'-0"



F
A105
Interior Elevation
Scale: 1/2"=1'-0"



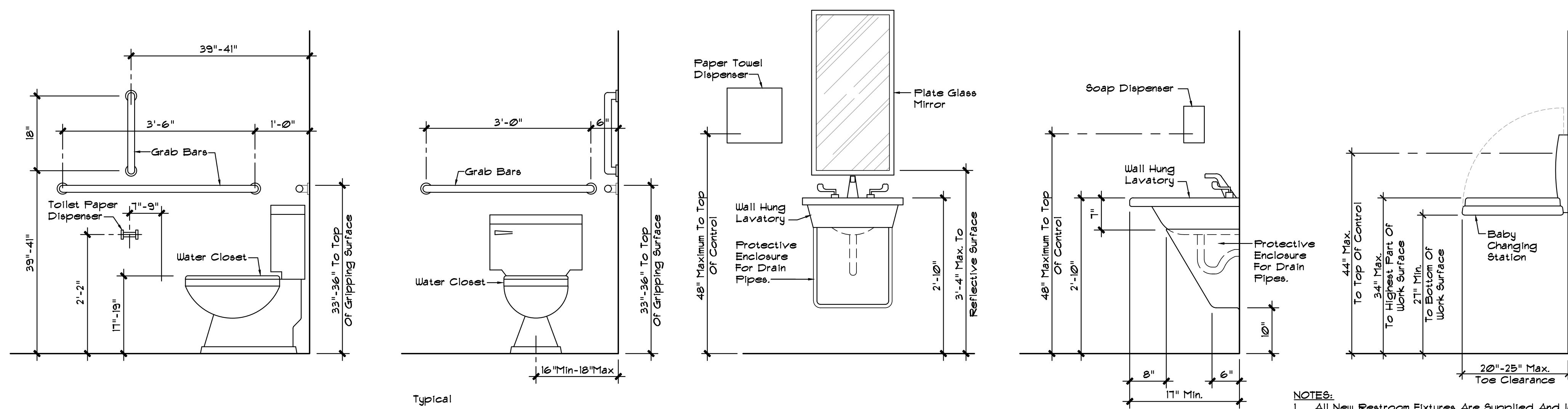
G
A105
Interior Elev.
Scale: 1/2"=1'-0"

Restroom Plan Notes

- CONTRACTOR TO PROVIDE BLOCKING FOR ACCESSORY MOUNTING AS REQUIRED.
- ALL PIPES UNDER LAVATORY SHALL BE INSULATED, REFER TO PLUMBING DRAWINGS.
- ALL TOILET ACCESSORY FINISHES TO BE SATIN STAINLESS STEEL.
- RESTROOM DESIGN TO MEET IBC AND COMPLY WITH ICC/ANSI 117.1 AND ADAAG 2010 AND ACCESSIBILITY CODE.
- PAPER TOWEL DISPENSER TO PROJECT LESS THAN 4" INTO ROOM IF THE UNIT IS LOCATED IN THE CIRCULATION PATH.
- G.C. TO VERIFY ROUGH LAYOUT OF RESTROOM WALLS AND FIXTURES PRIOR TO INSTALLING ANY WALL AND FLOOR FINISHES TO INSURE ADHERENCE TO ALL DIMENSIONS. ANY CHANGES ON SITE AS THE USE OF DIFFERENT ACCESSORIES THAN THE ONES SPECIFIED SHOULD BE DONE IN COORDINATION WITH ALL APPLICABLE ACCESSIBILITY CODES. ANY DEVIATIONS THAT DO NOT COMPLY TO THE APPLICABLE ACCESSIBILITY CODES WILL BE CORRECTED BY THE G.C. WITH NO ADDITIONAL COMPENSATION.

Keynote Schedule

Mark	Description
1	New ADA Compliant Grab Bars, Verify 1 1/2" Diameter Bars Mounted 1 1/2" Out From Wall Surface. Contractor To Verify Or Provide Adequate Blocking And Connection To Support 250 lbs Of Force. Bobrick B-950, Verify.
2	New Water Closet Supplied And Installed By Contractor.
3	New Toilet Paper Dispenser, Supplied By Owner, Installed By Contractor. Surface Mounted, Bobrick B-2888, Verify.
4	New Paper Towel Dispenser, Supplied By Owner, Installed By Contractor. Recessed Bobrick B-3961 "Classic Series", Verify.
5	New Soap Dispenser, Supplied By Owner, Installed By Contractor.
6	New ADA Compliant Plate Glass Mirror, Provide Mounting Indicated To The Reflective Surface Of The Mirror, Supplied And Installed By Contractor. 18"U x 30"H w/Tempered Glass, Bobrick B-290, Verify.
7	New ADA Compliant Wall Hung Lavatory, Supplied And Installed By Contractor.
8	New ADA Compliant Lavatory Protective Enclosure For Drain Pipes. LAV SHIELD - MdL2018, Or Pre-cut MdL. As Applicable. Supplied And Installed By Contractor.
9	New Accessible Baby Changing Station Provided By Owner, Installed By Contractor. Refer Manufacturer's Mounting Instructions. Rubbermaid, KB10-88RE, Verify.
10	New 3'-0" x 1'-0" S.C. Wood Door Stained To Match Lobby Trim. New Steel Frame, Paint, Color To Match Lobby Trim. Refer: Door Schedule 4 Hardware Schedule.
11	Provide New ADA Compliant Signage.
12	Provide New Faux Red Subway Tile Panels - WT3 On Wall. Refer: Interior Finish Schedule.
13	Provide New Faux White Subway Tile Panels - WT2 On Wall. Refer: Interior Finish Schedule.



H
A105
Accessible Clearance Requirements
Scale: 3/4"=1'-0"

- NOTES:
- All New Restroom Fixtures Are Supplied And Installed By Contractor. Verify Brand And Model With Owners Construction Manager Prior To Starting Construction.
 - All New Accessories Are Provided By Owner And Installed By Contractor, Verify With Owners Construction Manager.
 - The Contractor Shall Field Verify The Existing Facilities For ADA Compliance 4 Rectify Any Areas Of Non-Compliance.

Christopher W. White
Architect AR #3086
5801 E. 41st St., Suite 712
Tulsa, Oklahoma



10-29-21

Revisions:

White Design Group, P.C.
Restaurant and Interiors Consulting
5801 EAST 41ST STREET, SUITE 712, TULSA, OKLAHOMA 74135

New Restaurant Conversion For:
Arby's - 1632 AR-25 Bypass
Heber Springs, Arkansas

Sheet Content

Restroom Plan Detail,
Interior Elevations,
Typical Accessible
Clearance
Requirements, Notes

Sheet Number

A104

Date: 10-29-21